

CONFERENCE - 15TH AUGUST, ROYAL RANDWICK, SYDNEY



# Heavy Vehicle Fires – Causes and prevention

A recognised project under the NHVR's *Heavy Vehicle Safety Initiatives* program

[artsa.com.au/conferences](https://artsa.com.au/conferences)

# WELCOME

The logo for NTI (National Transport Infrastructure) features the letters 'NTI' in a bold, white, italicized, sans-serif font. The letters are set against a dark background, and the 'I' has a distinctive shape with a horizontal bar at the top.



# Heavy Vehicle Fires – Causes and prevention

A recognised project under the NHVR's *Heavy Vehicle Safety Initiatives* program

[artsa.com.au/conferences](https://artsa.com.au/conferences)

## NON-IMPACT FIRE DATA

**1 IN 400  
TRUCKS  
WILL BE  
INVOLVED  
IN LARGE  
LOSS**

**1 IN 5000  
TRUCKS  
INVOLVED  
IN A FIRE**

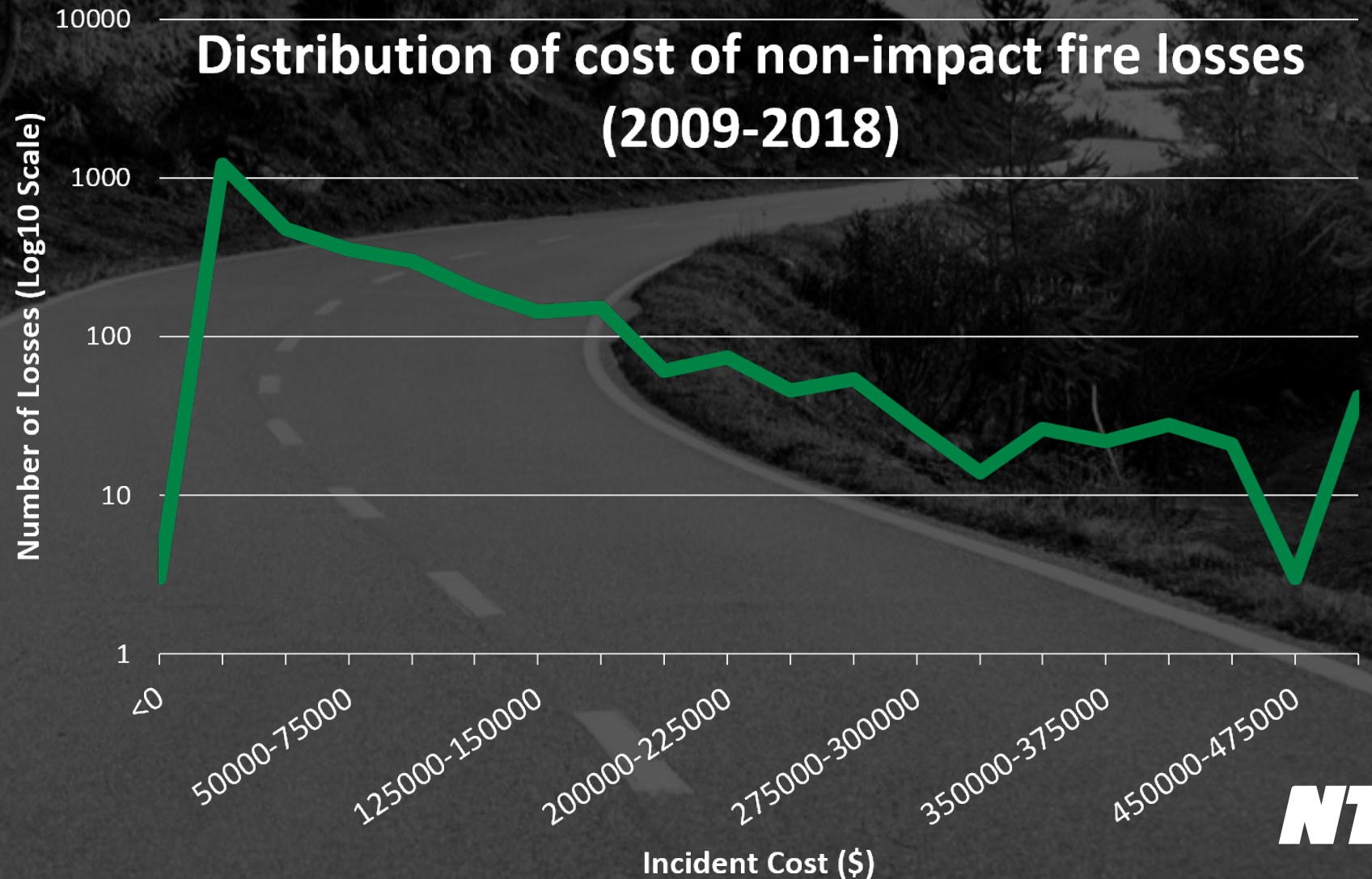
But when adjusted  
for mitigating  
factors **incident  
cost has decreased**

# Heavy Vehicle Fires – Causes and prevention

A recognised project under the NHVR's *Heavy Vehicle Safety Initiatives* program

[artsa.com.au/conferences](http://artsa.com.au/conferences)

**PUTTING  
SOME  
SHAPE  
AROUND  
THE  
ISSUE**



# Heavy Vehicle Fires – Causes and prevention

A recognised project under the NHVR's *Heavy Vehicle Safety Initiatives* program

[artsa.com.au/conferences](http://artsa.com.au/conferences)

## NON-IMPACT FIRE LARGE LOSSES 2005 - 2017

### PROPORTION OF LARGE LOSSES (>\$50K) ARISING FROM NON-IMPACT FIRE



# Heavy Vehicle Fires – Causes and prevention

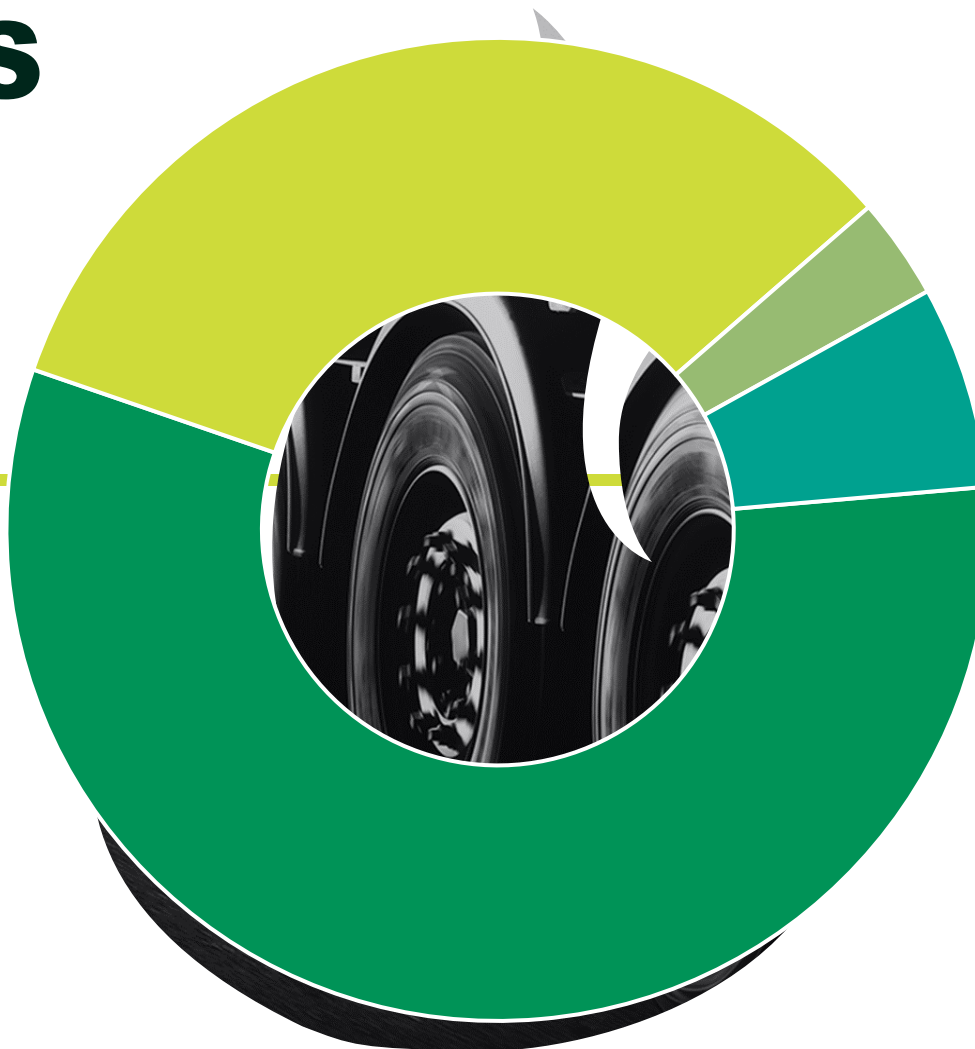
A recognised project under the NHVR's *Heavy Vehicle Safety Initiatives* program

[artsa.com.au/conferences](http://artsa.com.au/conferences)

## SUB-CAUSES

One mistake  
\$200,000 prime  
mover => \$3000  
scrap metal.

Wheel End  
Fire  
33%



Trailer Fridge  
Fire  
3%

Load  
7%

Engine / Cabin  
Fire  
57%

# Heavy Vehicle Fires – Causes and prevention

A recognised project under the NHVR's *Heavy Vehicle Safety Initiatives* program

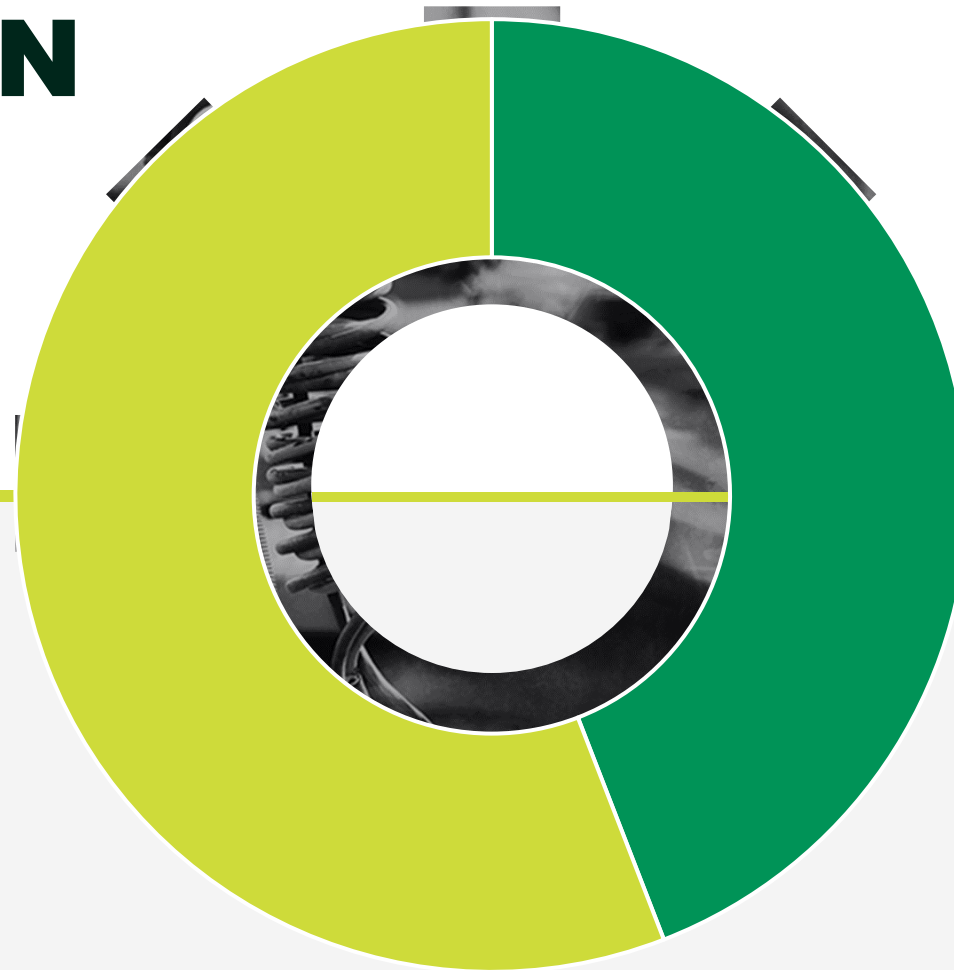
[artsa.com.au/conferences](https://artsa.com.au/conferences)

## ENGINE/CABIN

Starter motor power cable losses are largest cause within this category of losses



Engine/Cabin fire Electrical  
56%



Engine/Cabin fire  
Mechanical  
44%

# Heavy Vehicle Fires – Causes and prevention

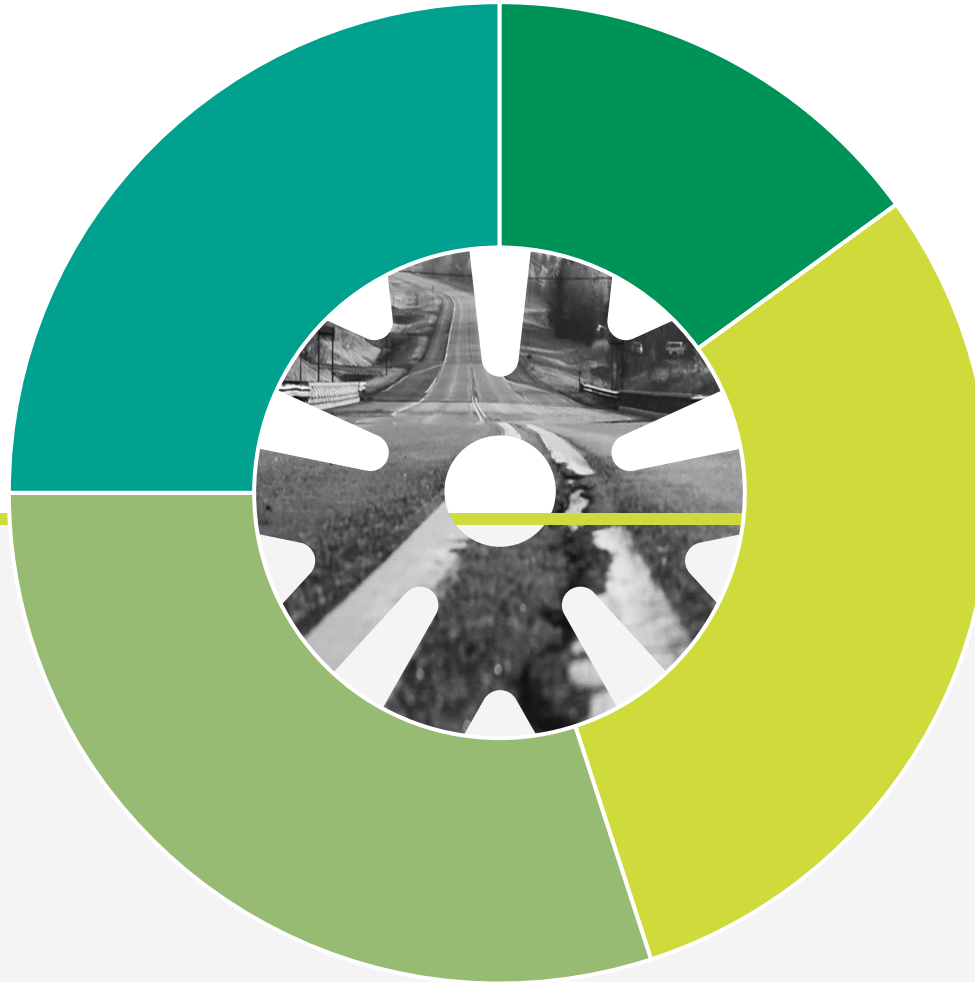
A recognised project under the NHVR's *Heavy Vehicle Safety Initiatives* program

[artsa.com.au/conferences](https://artsa.com.au/conferences)

## WHEEL END FIRES

Wheel end fire  
Other/Unknown  
25%

Wheel end fire  
Tyre  
30%



Wheel end fire  
Brake  
15%

Wheel end fire  
Bearing  
30%



# Heavy Vehicle Fires – Causes and prevention

A recognised project under the NHVR's *Heavy Vehicle Safety Initiatives* program

[artsa.com.au/conferences](https://artsa.com.au/conferences)

## THE HOW

Providing data on changes in fire trends



Future research pipeline



Staff training around fire risks and monitoring behaviour



Potential automatic periodic replacement of major electrical cables






# Heavy Vehicle Fires – Causes and prevention

A recognised project under the NHVR's *Heavy Vehicle Safety Initiatives* program

[artsa.com.au/conferences](https://artsa.com.au/conferences)

TOGETHER  
WITH OUR  
INDUSTRY  
ON THIS  
JOURNEY





# Heavy Vehicle Fires – Causes and prevention

A recognised project under the NHVR's *Heavy Vehicle Safety Initiatives* program

[artsa.com.au/conferences](https://artsa.com.au/conferences)

# THANK YOU